

SK0200210

'Mallard' Antenna 3 in 1 White incl 5m Coax Cables

SureAntennas[®]



- 3 Functions In 1 Antenna
- ESN Transition Antenna
- 2x2 MiMo Wideband 2G 3G 4G 5G
- Ultra-Wide Bandwidth 698MHz – 6000Mhz
- Low Profile OEM Styled Sharkfin
- Simple Single Hole Installation
- GPS/GNSS Port DC Isolated
- CE Directive 2014/53/EU Compliant

This 'Mallard' is supplied as a kit with all coax cables with market leading isolation to support ESN, there is no need to fit two antennas to your vehicle. With many fitting kit options available there is no reason to drill unwanted holes to the roof of your car. Contact Sure Antennas for many optional fitting accessories.

Designed as a multi-function antenna the Mallard supports 2x2 MiMo from 698MHz to 6GHz with a minimum 4dBi gain across the whole band. With the additional functionality of a GPS/GNSS Port, this antenna would be an ideal solution for future proofing your new vehicle installations for ESN.

With a single hole installation, and so many potential frequency functions on offer, this antenna would help reduce installation costs and protect your vehicles resale value. Available with an option of 3m or 5m low loss coax extension cables all terminated and labeled for ease of installation.

Additional Part Number Options

| | |
|-----------|--|
| SK0200150 | Mallard Antenna 3 in 1 Black incl 5m Coax Cables |
| SK0200152 | Mallard Antenna 3 in 1 Black incl 3m Coax Cables |
| SK0200212 | Mallard Antenna 3 in 1 White incl 3m Coax Cables |

www.sure-antennas.com



SureAntennas[®]



Technical Specifications

| Electrical Data | 2G 3G 4G 5G | WiFi |
|--------------------------|--------------------------------------|--------------------------|
| Frequency Range (MHz) | 698-6000 MHz | 2.4 GHz & 5.8GHz |
| Band | 2x2 MiMo 2G 3G 4G 5G | 2x2 MiMo Dual Band WiFi |
| VSWR | <2.1:1 TYPICALY 1.5:1 | <2.1:1 TYPICALY 1.5:1 |
| Gain | Minimum 4dBi | Minimum 4dBi |
| Isolation | <-25dB | <-25dB |
| Polarisation | Vertical | Vertical |
| Pattern | Omni-directional | Omni-directional |
| Impedance | 50Ω | 50Ω |
| Max Power Input (W) | 10W | 10W |
| GPS/GLONASS | | |
| Frequency Range (MHz) | 1562-1612 | |
| VSWR | <2:1 | |
| Gain | 26dB | |
| Polarisation | Right Hand Circular | |
| Operating Voltage | 3-5v DC (fed via coax) | |
| Cable | 2x 230mm RG316 Terminated to SMA (m) | |
| Mechanical Data | | |
| Dimensions (mm) | H80xW70xL230 * | |
| Operating Temp (°C) | -40 / +80°C (-40° / 176°F) | |
| Material | ABS | |
| Colour | Black | |
| Weight (g) | 310 | |
| Ingress Protection | IP66 | |
| Cable Data | | |
| Cable Type | RG316 | RG316 |
| length | 160mm | 200mm |
| Diameter | 2.8 | 2.8 |
| Termination | SMA (f) | SMA (m) Reverse Polarity |
| Mounting Data | | |
| Mounting Type | Panel mount | |
| Mounting Hole (mm) | 15mm | |
| Max Panel Thickness (mm) | 10mm | |

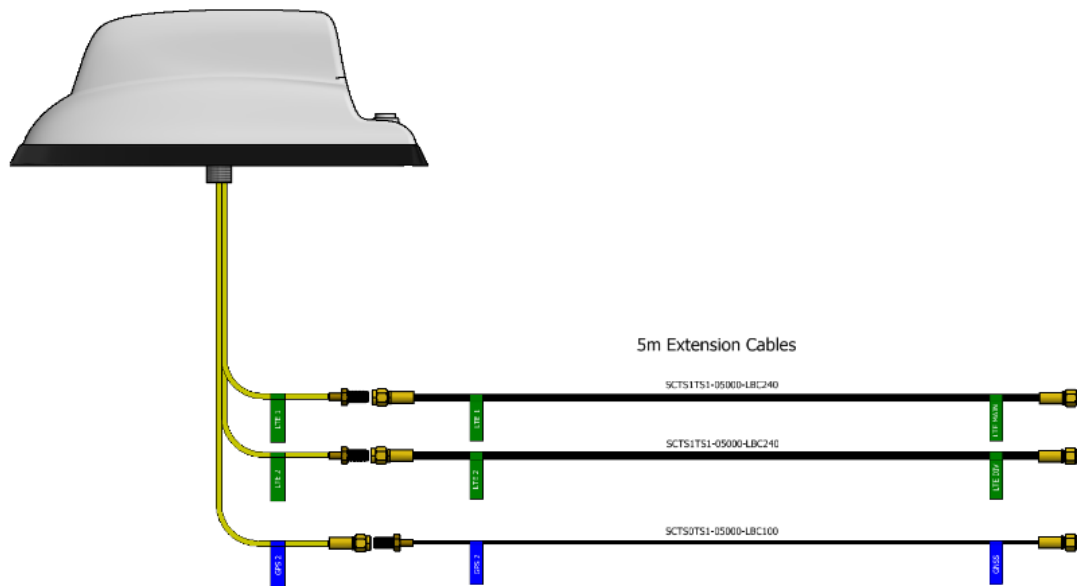
Subject to change without prior notice. *excluding external antenna



Supplied Coax Extension Cables

| Coax Cables | 2x LTE | 1x GPS |
|-----------------------|---------------|----------|
| Cable Type | SBC240 | SBC100 |
| length | 5m or 3m | 5m or 3m |
| Diameter (mm) | 6.1 | 2.8 |
| Min. Bend Radius (mm) | 30 | 14 |
| Operating Temp. °C | -40-80 | -40-80 |
| Termination | SMA (m) | SMA (m) |
| Labeling | LTE M & LTE A | GPS |

Technical Drawing



SK0200210

'Mallard' Antenna 3 in 1 White
incl 5m Coax Cables

SureAntennas®

Mallard Antenna Dimensions



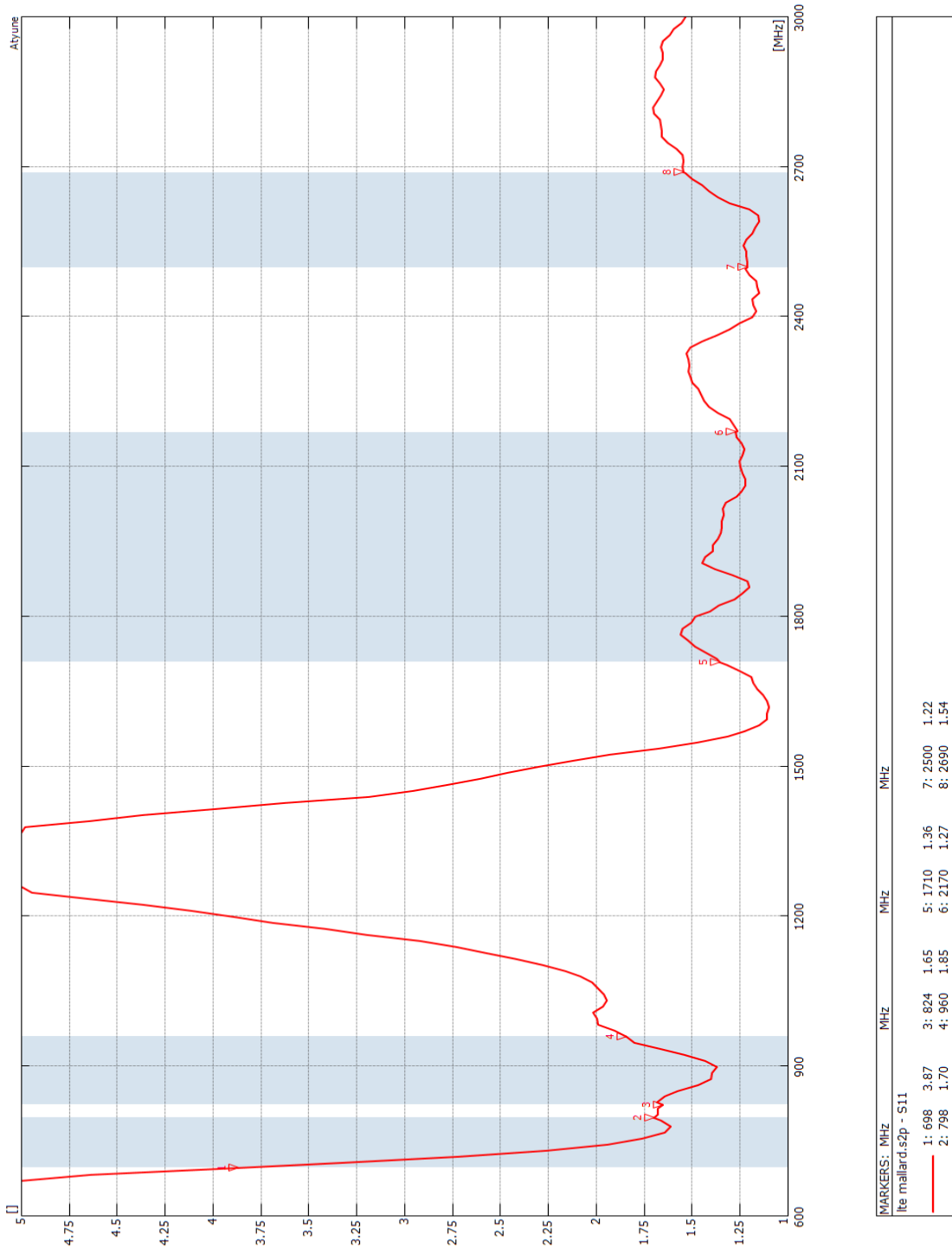
www.sure-antennas.com



SureAntennas®



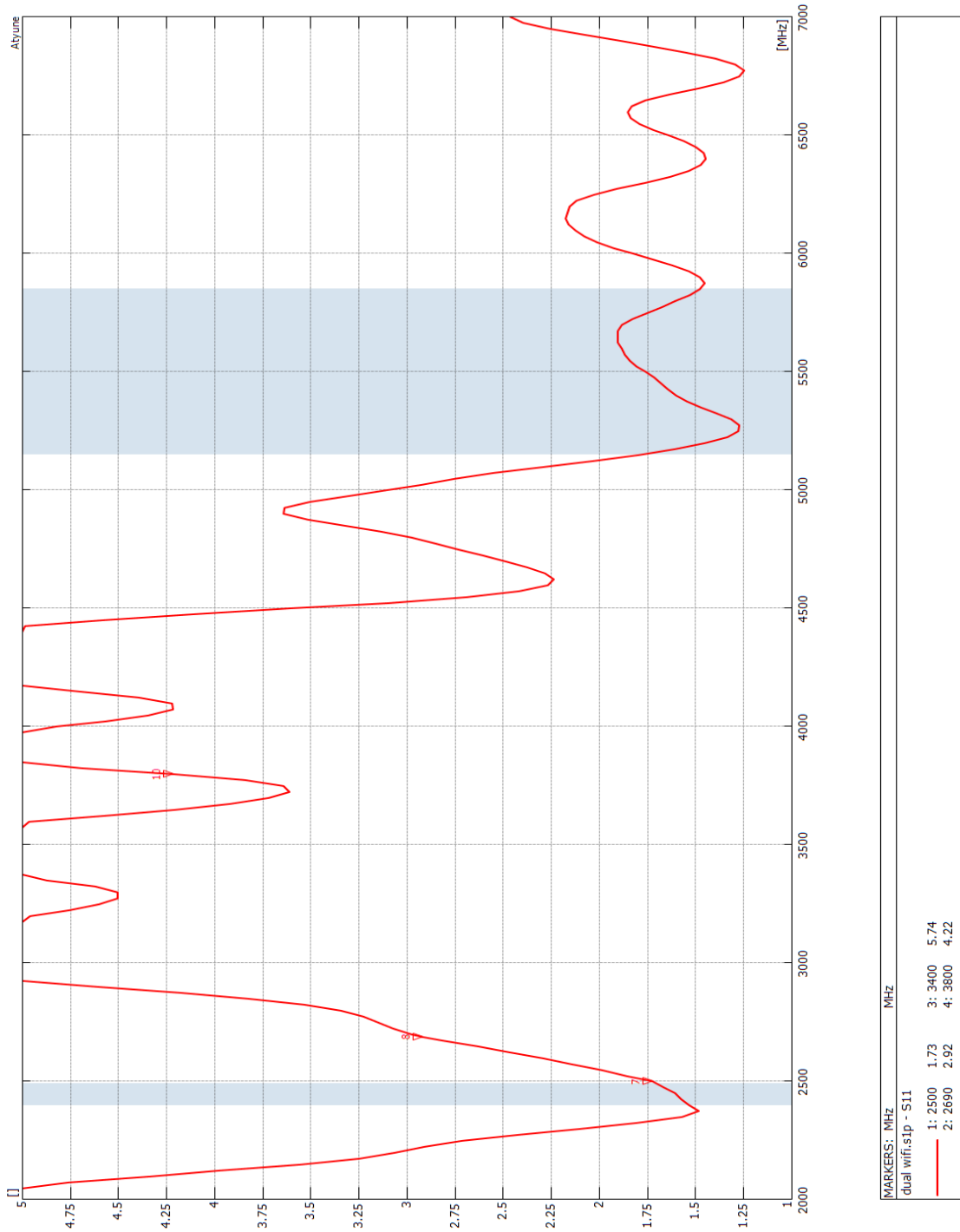
LTE VSWR Plot



Subject to change without prior notice.



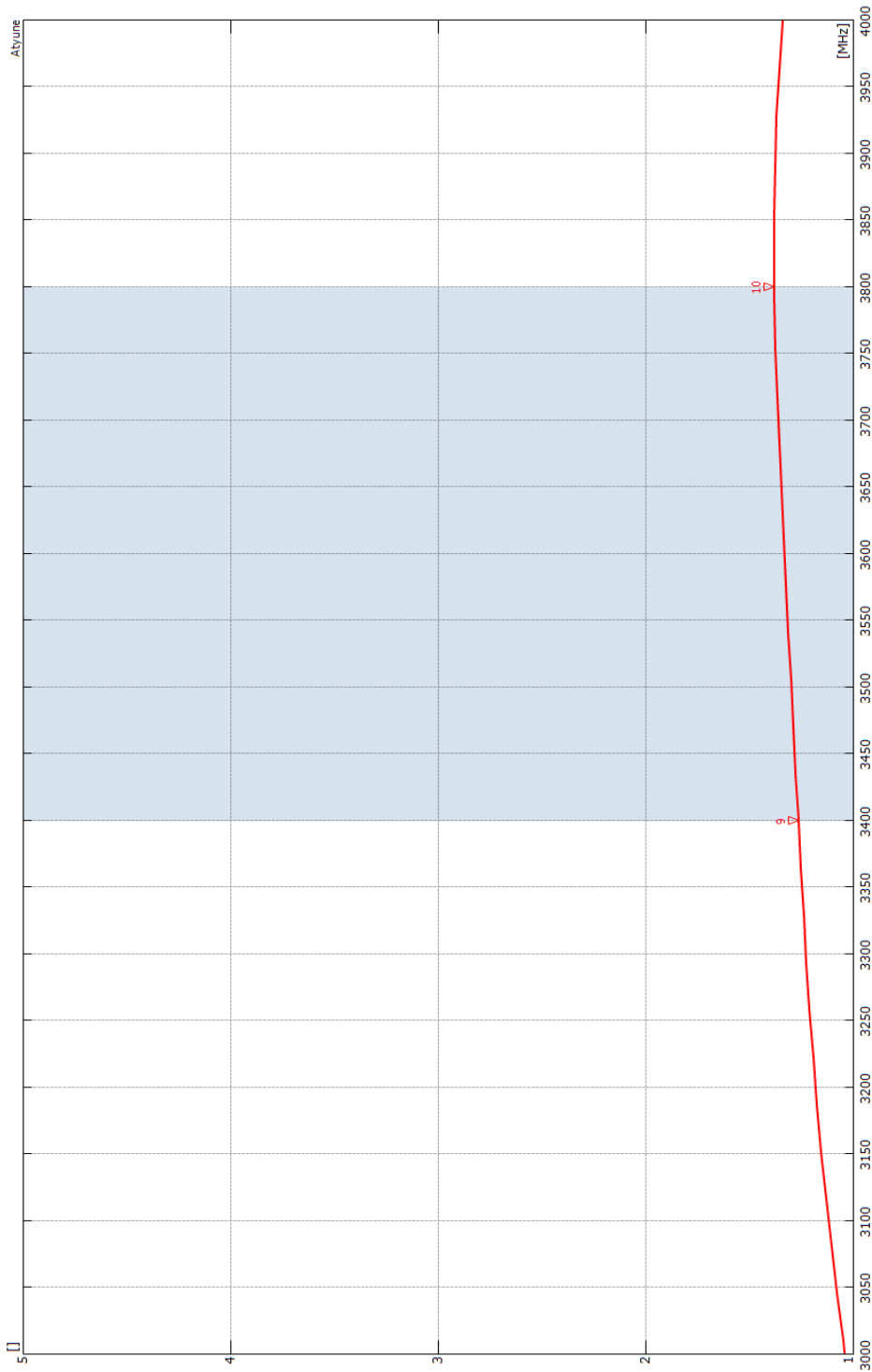
WiFi VSWR Plot



Subject to change without prior notice.



5G VSWR Plot



MARKERS: MHz

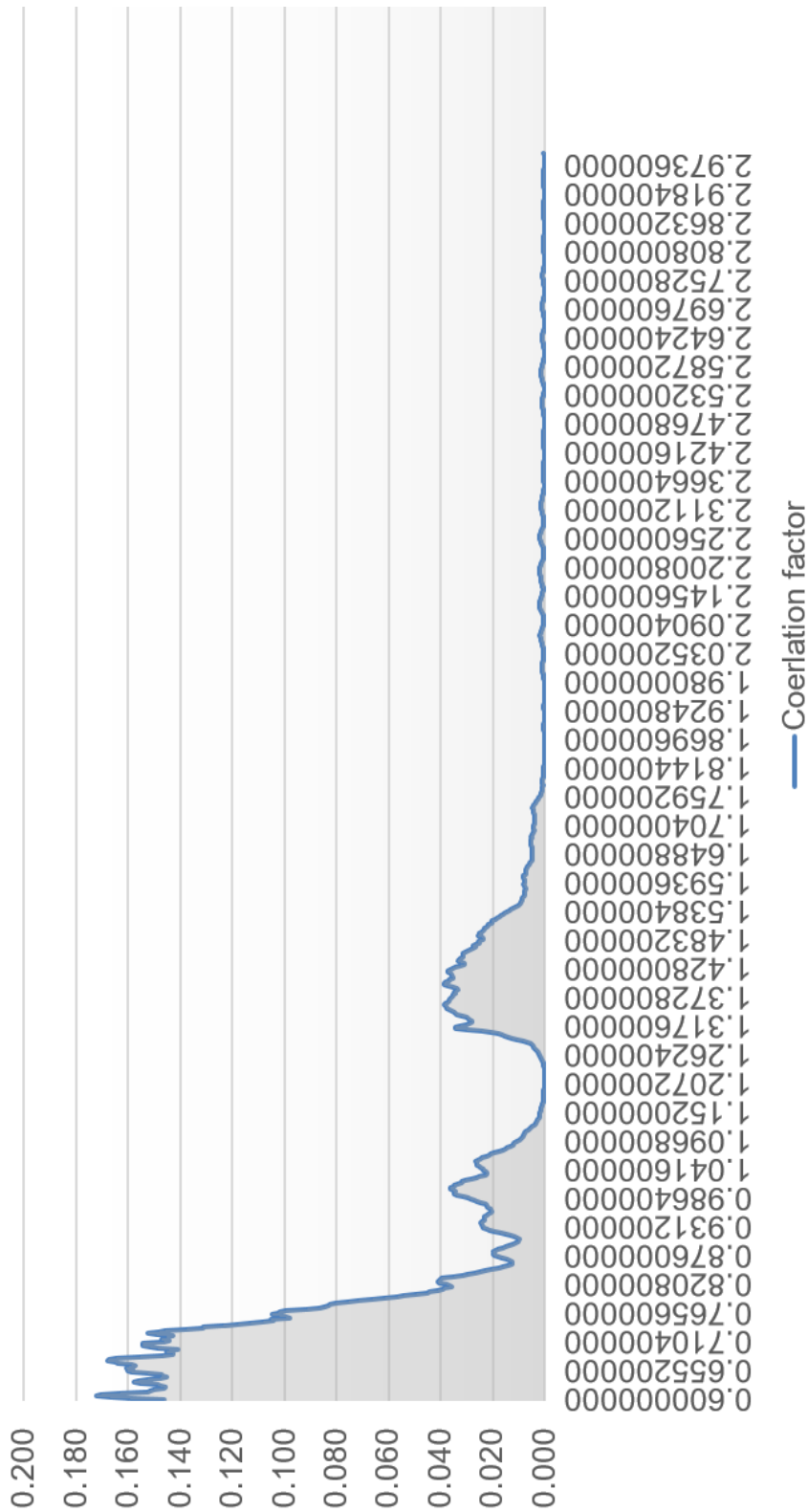
| MHz | MHz | MHz | MHz |
|---------|----------|---------|---------|
| 1: 698 | 2: 798 | 3: 824 | 4: 960 |
| 5: 1710 | 6: 2170 | 7: 2500 | 8: 2690 |
| 9: 3400 | 10: 3800 | | |

LTE DATA HFSS.s1p - S11

Subject to change without prior notice.



LTE Correlation Coefficient

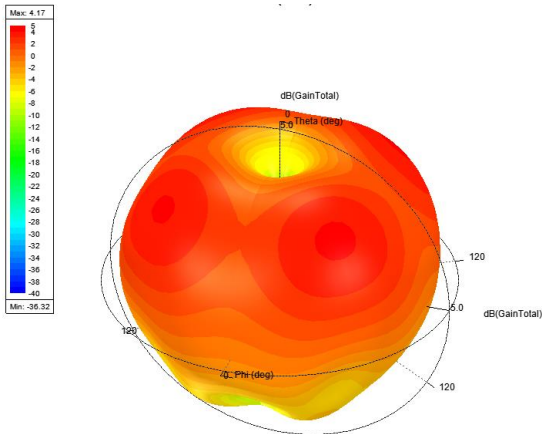


Subject to change without prior notice.

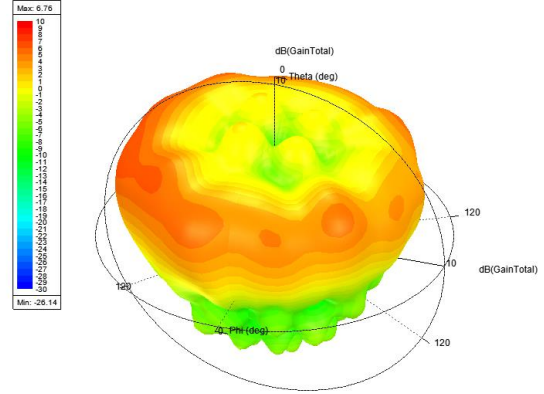


Antenna 3D Gain Plots

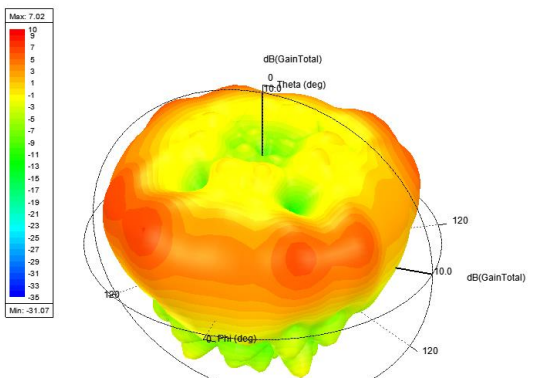
0.82 GHz



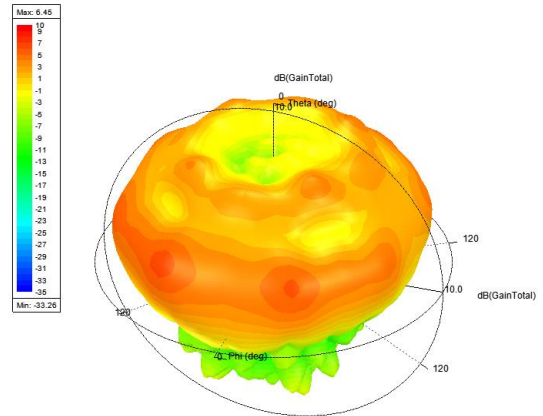
1.82 GHz



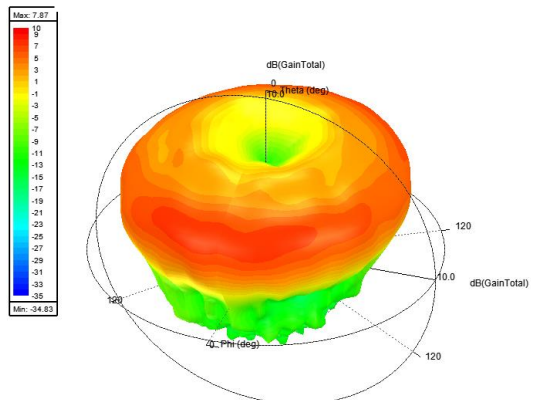
2.14 GHz



2.6 GHz



3.6 GHz



Subject to change without prior notice.



SK0200210

‘Mallard’ Antenna 3 in 1 White
incl 5m Coax Cables

| Optional Installation Accessories | | |
|---|--|--|
| 0250-MP074.01 | Mallard Thread Extender M14x1.5 | |
| SK0229200 | WiFi Adaptor Cable 500mm Panasonic CF33 Havis Dock RP SMA - TNC | |
| SK0229201 | LTE Adaptor Cable 500mm Panasonic CF33 Havis Dock SMA - TNC | |
| SK0229202 | GPS Adaptor Cable 500mm Panasonic CF33 Havis Dock SMA - TNC | |
| SK0125500 | GPS Adaptor Cable 10mm Handsfree R5 SMA - Blue Fakra | |
| SK0125501 | WiFi/Bluetooth Adaptor Cable 10mm Handsfree R5 RP SMA - Water Blue Fakra | |
| SCTS0TG0-00100- RG316 | GPS Adaptor Cable 10mm Cleartone SMA – GT5 | |
| ST50S0 | GPS or LTE 50 ohm Terminations : SMA Female | |
| ST500S | WiFi 50 ohm Terminations : SMA Female RP | |
| Other optional custom coax cables are available, please contact us for more information. | | |

