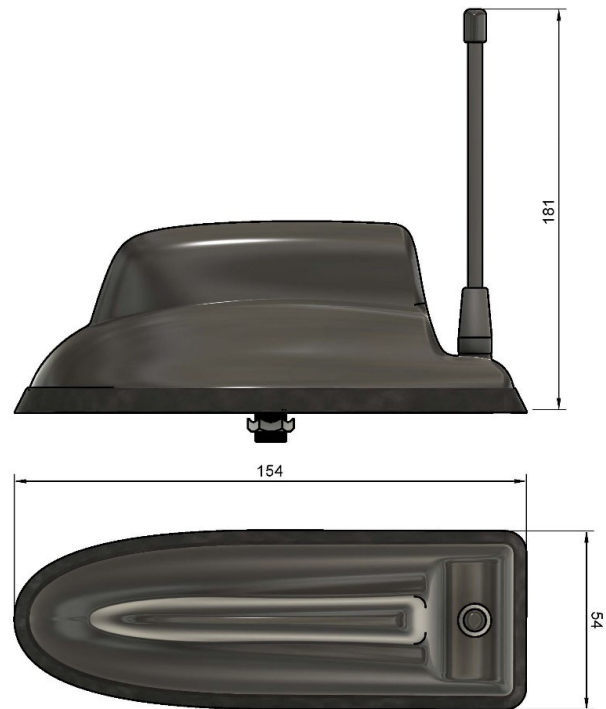


7000-304 'Mallard' 4-in-1 Antenna incl. TETRA

**5 YEARS WARRANTY**



The 'Mallard' is a low-profile, multifunction antenna designed for blue-light and amber-light vehicle fleets, combining up to 9 functions within a single panel-mounted unit. With optional fitting kits, the 'Mallard' can be installed using the existing OEM mounting hole, preventing the need to drill additional holes and maintaining OEM functions.

This variant supports **4 Functions** including **TETRA, 2x LTE and 1x GPS**

Supplied Coax Extension Cables

Also Available in White: Part No. 7000-204



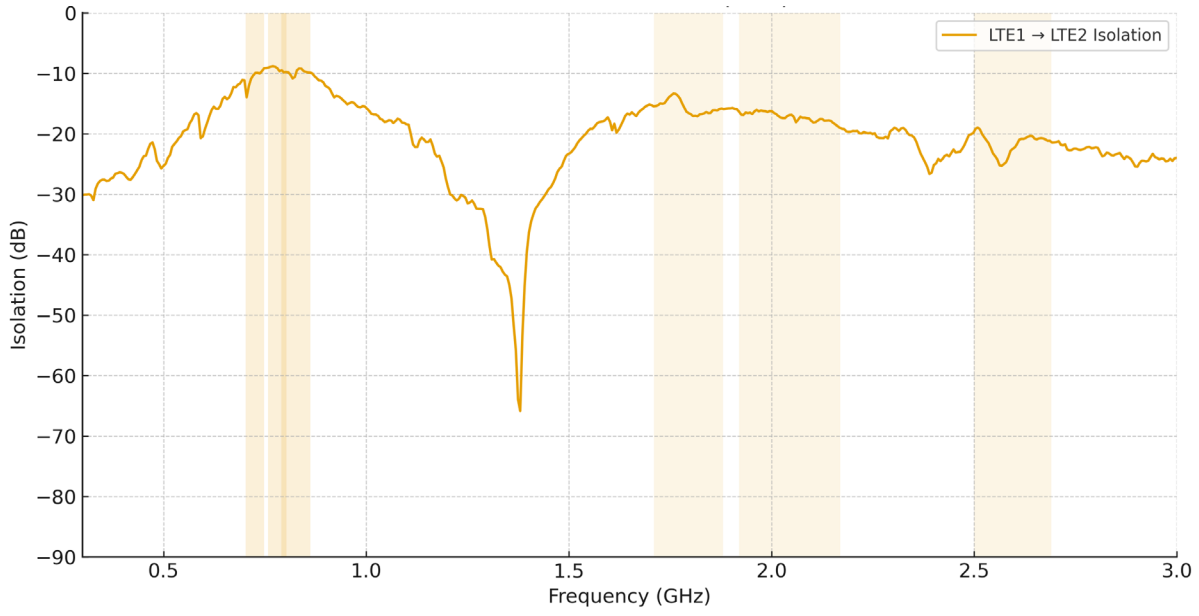
	2x LTE	1x GPS	1x TETRA
Cable Type	SBC240	SBC100	SBC195
length	5m or 3m	5m or 3m	5m or 3m
Diameter (mm)	6.1	2.8	4.95
Min. Bend Radius (mm)	30	14	25
Operating Temp. °C	-40-80	-40-80	-40-80
Termination	SMA (m)	SMA (m)	BNC (m)
Labeling	LTE	GPS	TETRA

## Technical Specifications

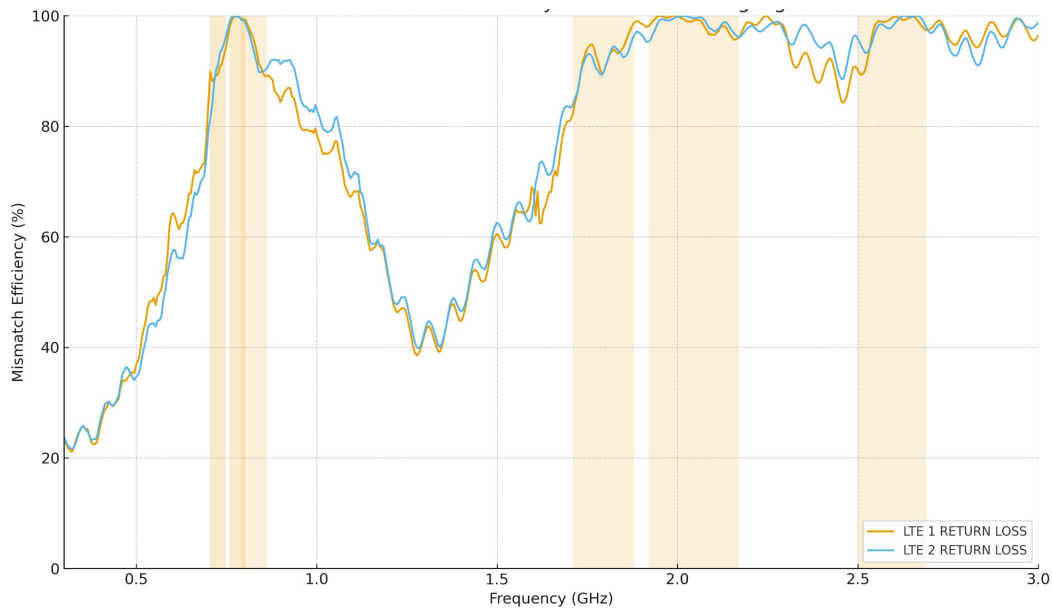
Part No.	7000-304	
<b>Electrical Data</b>		
	<b>TETRA</b>	<b>2G 3G 4G 5G</b>
Frequency Range (MHz)	380 - 430 MHz	698-6000 MHz
Band	TETRA	2x2 MiMo 2G 3G 4G 5G
VSWR	<2.1:1 TYPICALLY 1.5:1	<2.1:1 TYPICALLY 1.5:1
Gain	5dBi	Minimum 4dBi
Isolation	-	<-25dB
Polarisation	Vertical	Vertical
Pattern	Omni-directional	Omni-directional
Impedance	50Ω	50Ω
Max Power Input (W)	25W	10W
<b>GPS/GLONASS</b>		
Frequency Range (MHz)	1562-1612	
VSWR	<2:1	
Gain	26dB	
Polarisation	Right Hand Circular	
Operating Voltage	3-5v DC (fed via coax)	
Cable	2x 230mm RG316 Terminated to SMA (m)	
<b>Mechanical Data</b>		
Dimensions (mm)	H80xW70xL230 *	
Operating Temp (°C)	-40 / +80°C (-40° / 176°F)	
Material	ABS/PC	
Colour	Black	
Weight (g)	310	
Ingress Protection	IP66	
<b>Cable Data</b>		
Cable Type	RG316	RG316
length	280mm	160mm
Diameter	2.8	2.8
Termination	TNC (f)	SMA (f)
<b>Mounting Data</b>		
Mounting Type	Panel mount	
Mounting Hole (mm)	15mm	
Max Panel Thickness (mm)	10mm	

Subject to change without prior notice. \*Excluding external antenna

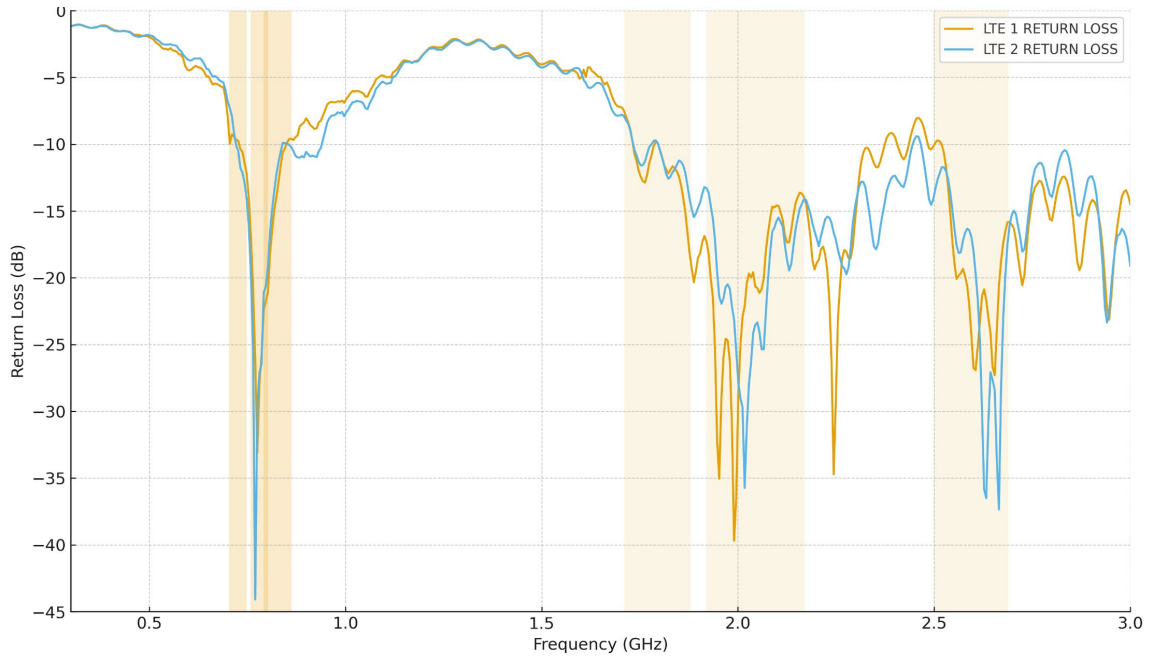
### LTE Isolation



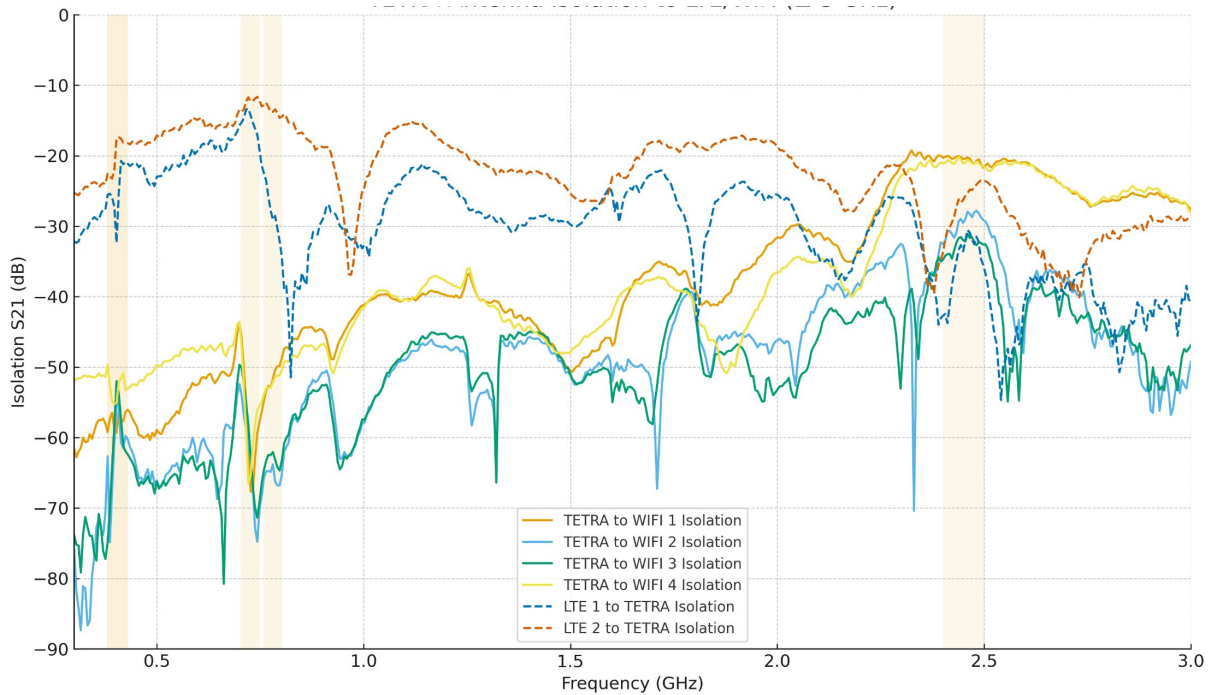
### LTE Port Mismatch Efficiency



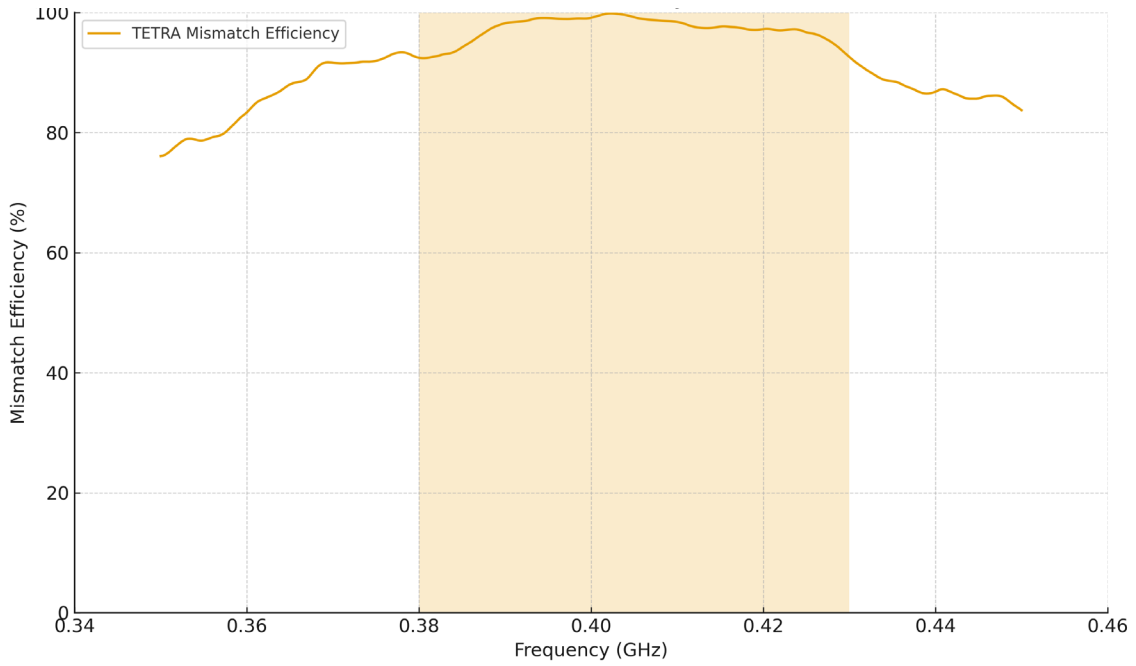
LTE Return Loss



TETRA to LTE/Wi-Fi Isolation

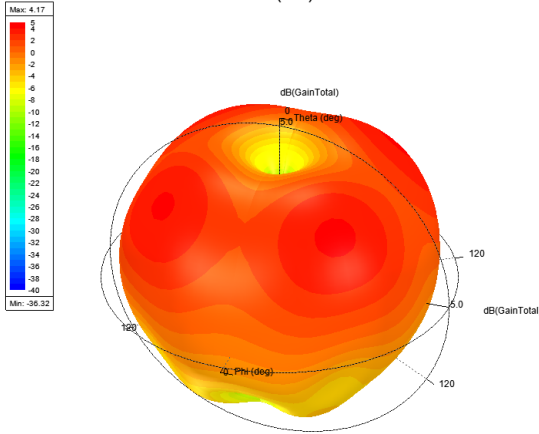


TETRA Port Mismatch Efficiency

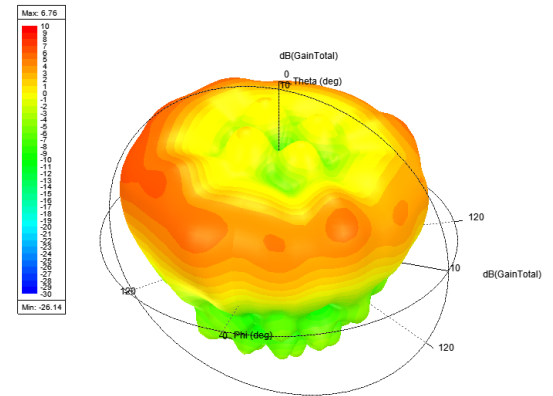


Antenna 3D Gain Plots

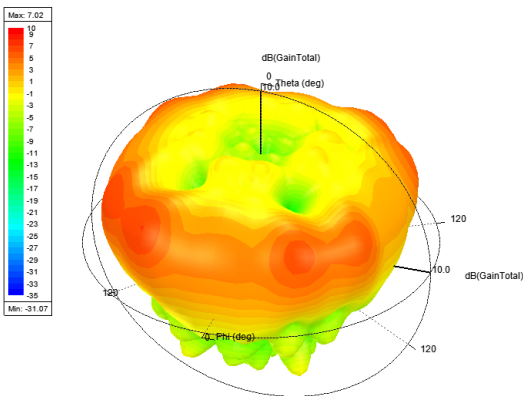
820MHz



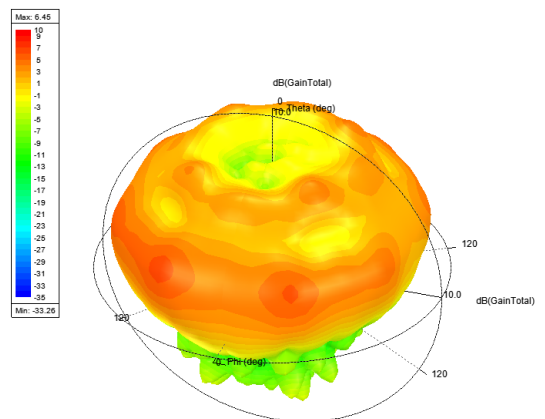
1820MHz



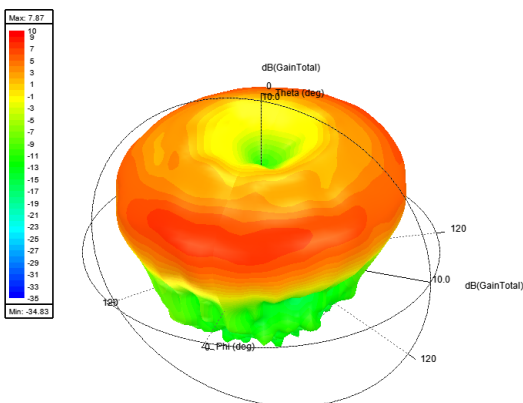
2140MHz



2600MHz



3600MHz



All graphs & diagrams subject to change without prior notice.

Sure Antennas. 6 Woodway Court, Thursby Rd, Bromborough, Merseyside CH62 3PR, United Kingdom  
Schiphol Airport Tetra, Transpolis Park, Siriusdreef 17-27, 2132 WT Hoofddorp, Netherlands

T. +44 (0)151 363 7377 | E. [sales@sure-antennas.com](mailto:sales@sure-antennas.com)

