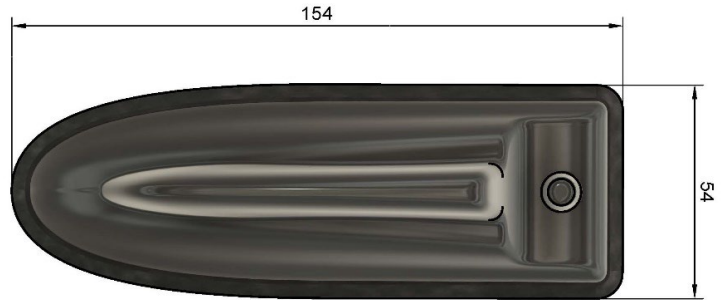


**SK0200160 'Mallard' 2-in-1 Antenna**  
**Black incl. 5m Coax Cables**

**5 YEARS WARRANTY**



The '**Mallard**' is a low-profile, multifunction antenna designed for blue-light and amber-light vehicle fleets, combining up to 9 functions within a single panel-mounted unit. With optional fitting kits, the '**Mallard**' can be installed using the existing OEM mounting hole, preventing the need to drill additional holes and maintaining OEM functions.

This variant supports **2 Functions** including **x2 LTE**

**Also Available in White: Part No. SK0200220**



Part No.	Cable Kit Options
SK0200170	Product Kit : Black 2 in 1 Mallard Antenna & 5m Coax Ext Cable Kit : Terminated Cables

Additional options available upon request.

**Technical Specifications**

<b>Part No.</b>	<b>SK0200160</b>
<b>Electrical Data</b>	<b>2G 3G 4G 5G</b>
<b>Frequency Range (MHz)</b>	698-6000 MHz
<b>Band</b>	2x2 MiMo 2G 3G 4G 5G
<b>VSWR</b>	<2.1:1 TYPICALLY 1.5:1
<b>Gain</b>	Minimum 4dBi
<b>Isolation</b>	<-25dB
<b>Polarisation</b>	Vertical
<b>Pattern</b>	Omni-directional
<b>Impedance</b>	50Ω
<b>Max Power Input (W)</b>	10W
<b>Mechanical Data</b>	
<b>Dimensions (mm)</b>	H80xW70xL230
<b>Operating Temp (°C)</b>	-40 / +80°C (-40° / 176°F)
<b>Material</b>	ABS/PC
<b>Colour</b>	Black
<b>Weight (g)</b>	310
<b>Ingress Protection</b>	IP66
<b>Cable Data</b>	
<b>Cable Type</b>	RG316
<b>length</b>	160mm
<b>Diameter</b>	2.8
<b>Termination</b>	SMA (f)
<b>Mounting Data</b>	
<b>Mounting Type</b>	Panel mount
<b>Mounting Hole (mm)</b>	15mm
<b>Max Panel Thickness (mm)</b>	10mm

Subject to change without prior notice.

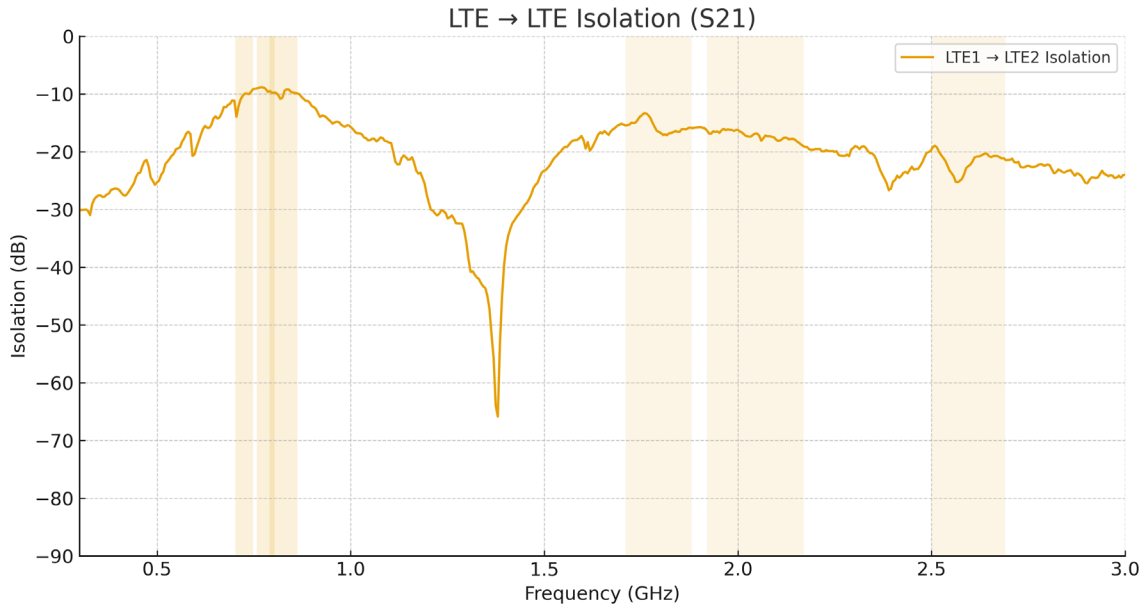
# SK0200160 'Mallard' 2-in-1 Antenna Black incl. 5m Coax Cables

## Supplied Coax Extension Cables

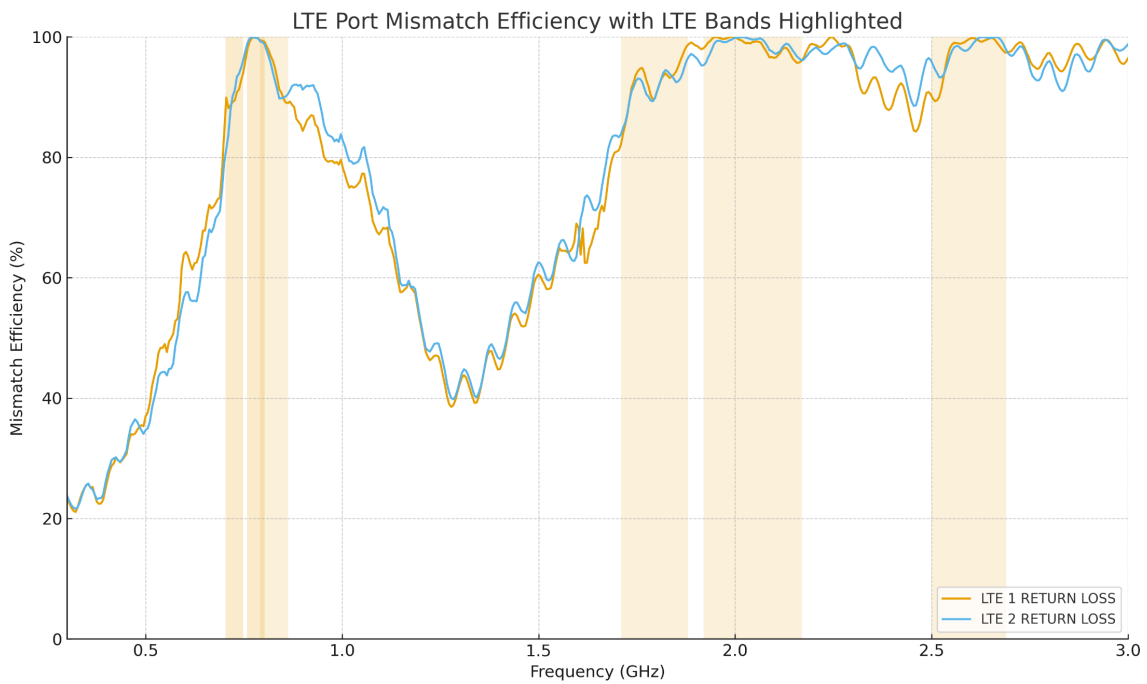
Coax Cables	2x LTE
Cable Type	SBC240
length	5m or 3m
Diameter (mm)	6.1
Min. Bend Radius (mm)	30
Operating Temp. °C	-40-80
Termination	SMA (m)
Labeling	LTE M & LTE A



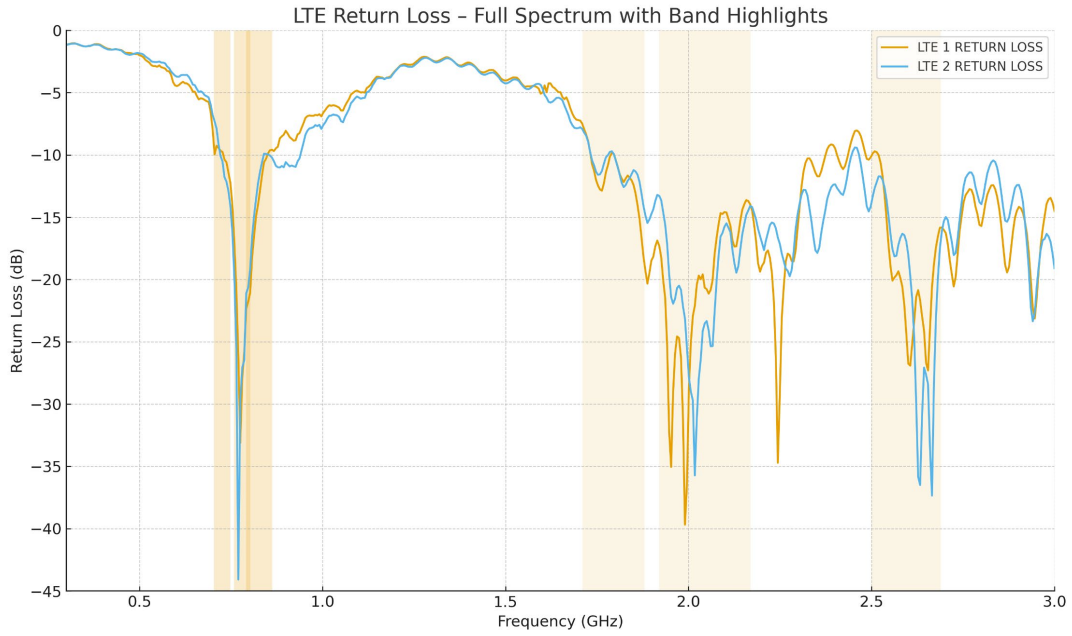
### LTE Isolation



### LTE Port Mismatch Efficiency

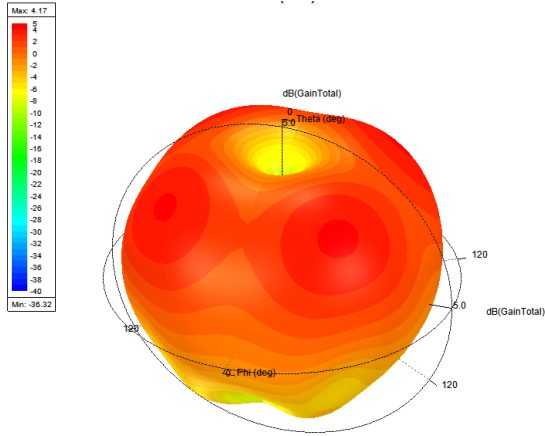


### LTE Return Loss

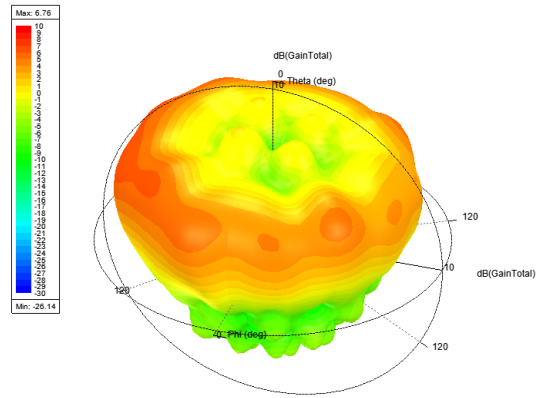


**Antenna 3D Gain Plots**

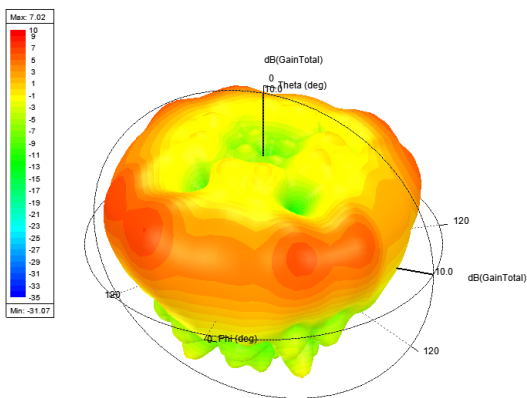
**820MHz**



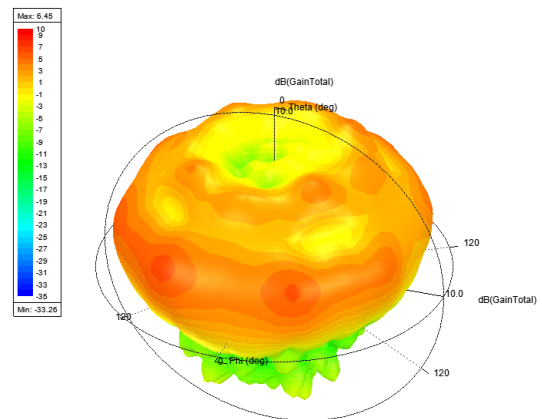
**1820MHz**



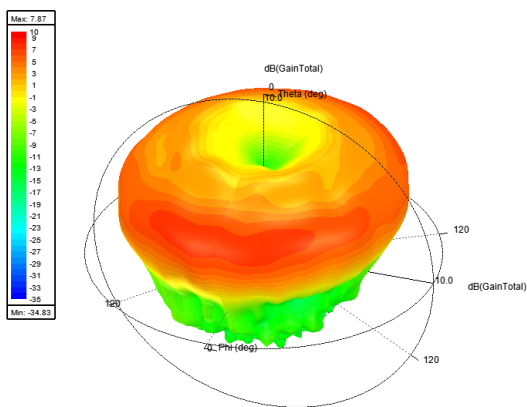
**2140MHz**



**2600MHz**



**3600MHz**



All graphs & diagrams subject to change without prior notice.

Sure Antennas. 6 Woodway Court, Thursby Rd, Bromborough, Merseyside CH62 3PR, United Kingdom  
 Schiphol Airport Tetra, Transpolis Park, Siriusdreef 17-27, 2132 WT Hoofddorp, Netherlands

T. +44 (0)151 363 7377 | E. [sales@sure-antennas.com](mailto:sales@sure-antennas.com)

