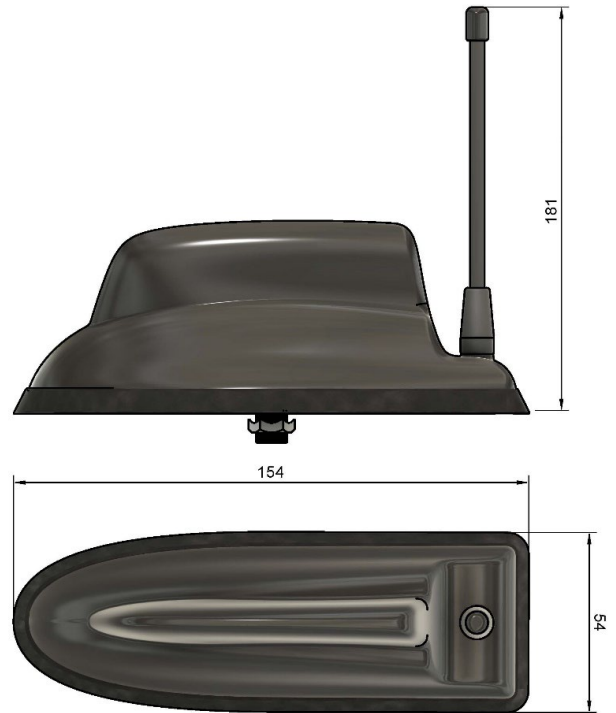


**SK0200250 'Mallard' 9-in-1 Antenna Black
incl. 5m Coax Cables - TETRA**

5 YEARS WARRANTY



The '**Mallard**' is a low-profile, multifunction antenna designed for blue-light and amber-light vehicle fleets, combining up to 9 functions within a single panel-mounted unit. With optional fitting kits, the 'Mallard' can be installed using the existing OEM mounting hole, preventing the need to drill additional holes and maintaining OEM functions.

This variant supports **9 Functions** including **TETRA, 2x LTE, 4x WiFi and 2x GPS**

Also Available in White: Part No. SK0200310



Part No.	Cable Kit Options
SK0200313	Sure Antenna Mallard 9 in 1 Black - LTE 2x2 MiMo 5G 4G 3G 2G, 4x4 WiFi 2x GPS & 1x Tetra. Inc 3m Modem Cables
SK0200908	Product Kit : Mallard 9 in 1 Antenna : Black : 4xLTE 2xGPS 2xWiFi 1xTETRA Inc 3m Low Loss Coax Cables - Terminated
SK0200909	Product Kit : Mallard 9 in 1 Antenna : Black : 4xLTE 2xGPS 2xWiFi 1xTETRA Inc 5m Low Loss Coax Cables - Terminated

Additional options available upon request.

SK0200250 'Mallard' 9-in-1 Antenna Black incl. 5m Coax Cables - TETRA

Technical Specifications

Part No.	SK0200250		
Electrical Data	TETRA	2G 3G 4G 5G	Wi-Fi
Frequency Range (MHz)	380 - 430 MHz	698-6000 MHz	2.4 GHz & 5.8GHz
Band	TETRA	2x2 MiMo 2G 3G 4G 5G	4x4 MiMo Dual Band Wi-Fi
VSWR	<2.1:1 TYPICALLY 1.5:1	<2.1:1 TYPICALLY 1.5:1	<2.1:1 TYPICALLY 1.5:1
Gain	5dBi	Minimum 4dBi	Minimum 4dBi
Isolation	-	<-25dB	<-25dB
Polarisation	Vertical	Vertical	Vertical
Pattern	Omni-directional	Omni-directional	Omni-directional
Impedance	50Ω	50Ω	50Ω
Max Power Input (W)	25W	10W	10W
GPS/GLONASS			
Frequency Range (MHz)	1562-1612		
VSWR	<2:1		
Gain	26dB		
Polarisation	Right Hand Circular		
Operating Voltage	3-5v DC (fed via coax)		
Cable	2x 230mm RG316 Terminated to SMA (m)		
Mechanical Data			
Dimensions (mm)	H80xW70xL230 *		
Operating Temp (°C)	-40 / +80°C (-40° / 176°F)		
Material	ABS/PC		
Colour	Black		
Weight (g)	310		
Ingress Protection	IP66		
Cable Data			
Cable Type	RG316	RG316	RG316
length	280mm	160mm	200mm
Diameter	2.8	2.8	2.8
Termination	TNC (f)	SMA (f)	SMA (m) Reverse Polarity
Mounting Data			
Mounting Type	Panel mount		
Mounting Hole (mm)	15mm		
Max Panel Thickness (mm)	10mm		

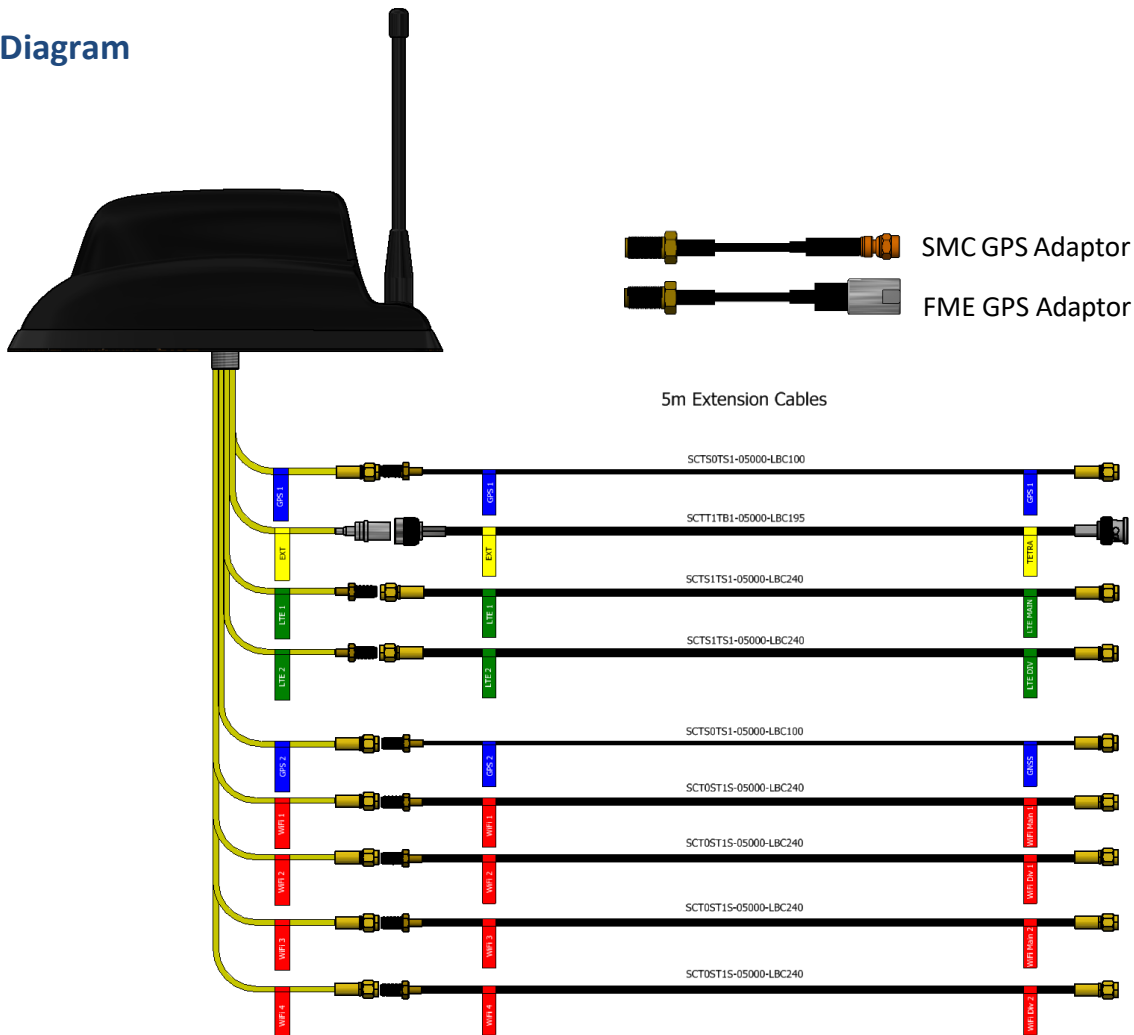
Subject to change without prior notice. *Excluding external antenna.

SK0200250 'Mallard' 9-in-1 Antenna Black incl. 5m Coax Cables - TETRA

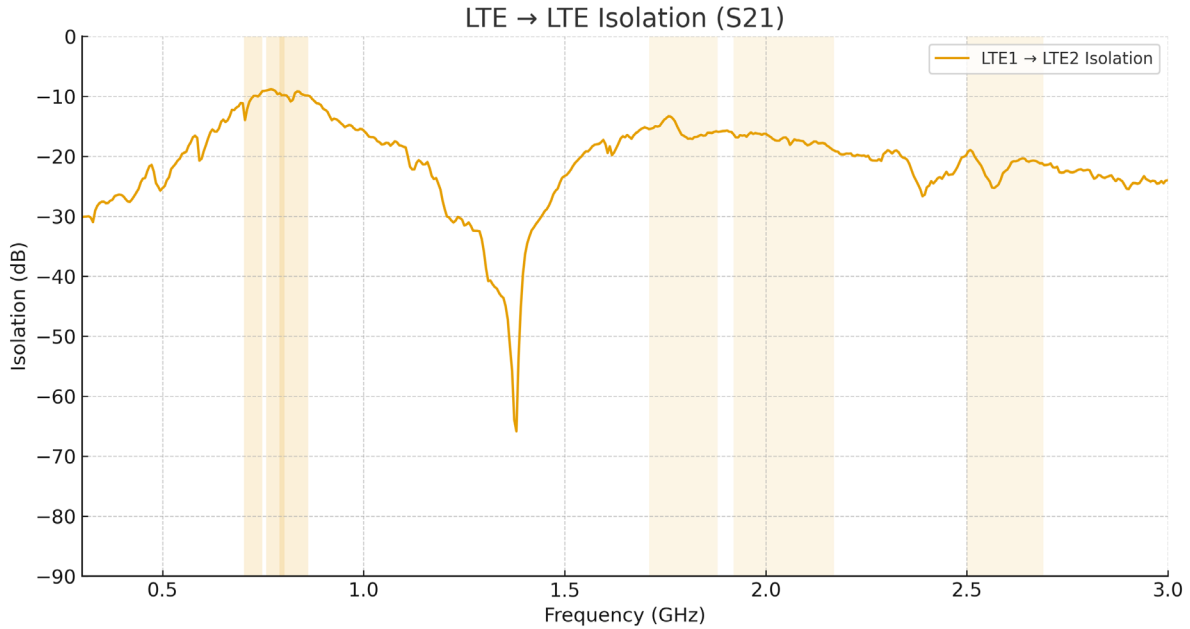
Supplied Coax Extension Cables

Coax Cables	2x LTE	4x Wi-Fi	1x GPS	1x Tetra	1x GPS
Cable Type	SBC240	SBC240	SBC100	SBC195	SBC100
length	5m or 3m	5m or 3m	5m or 3m	5m or 3m	5m or 3m
Diameter (mm)	6.1	6.1	2.8	4.95	2.8
Min. Bend Radius (mm)	30	30	14	25	14
Operating Temp. °C	-40-80	-40-80	-40-80	-40-80	-40-80
Termination	SMA (m)	SMA Reverse Polarity (m)	SMA (m)	BNC (m)	SMA (m) – Motorola and Sepura adaptors supplied.
Labeling	LTE M & LTE A	Wi-Fi M & Wi-Fi A	GPS	TETRA	GPS TETRA

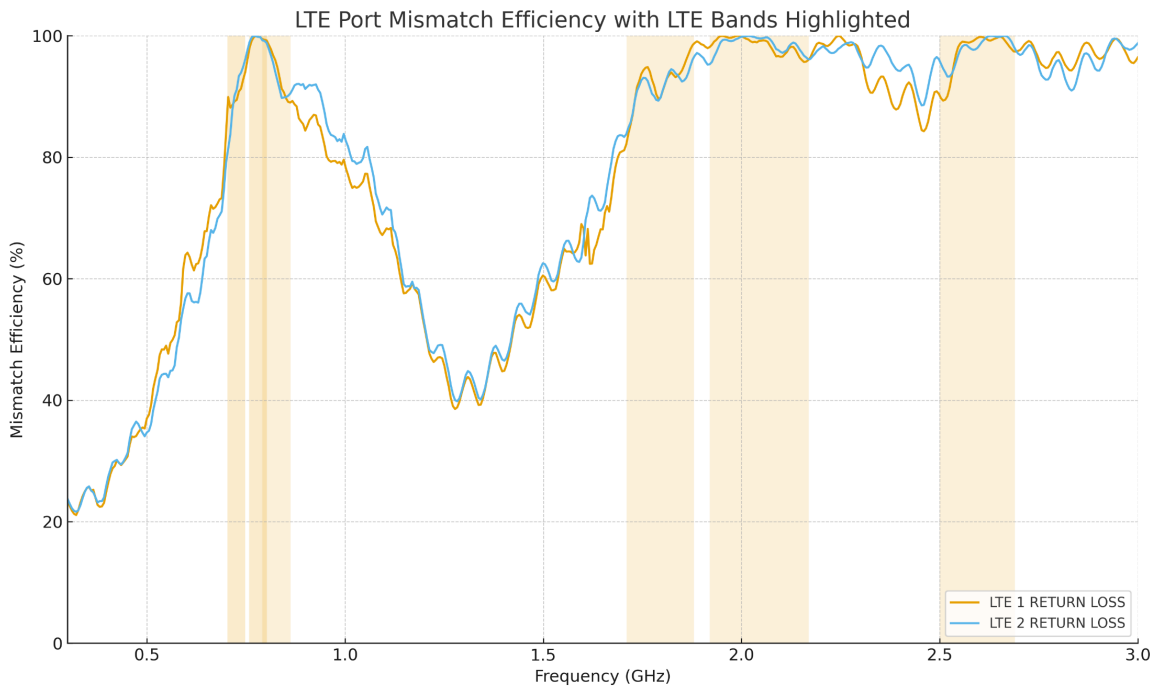
Cable Diagram



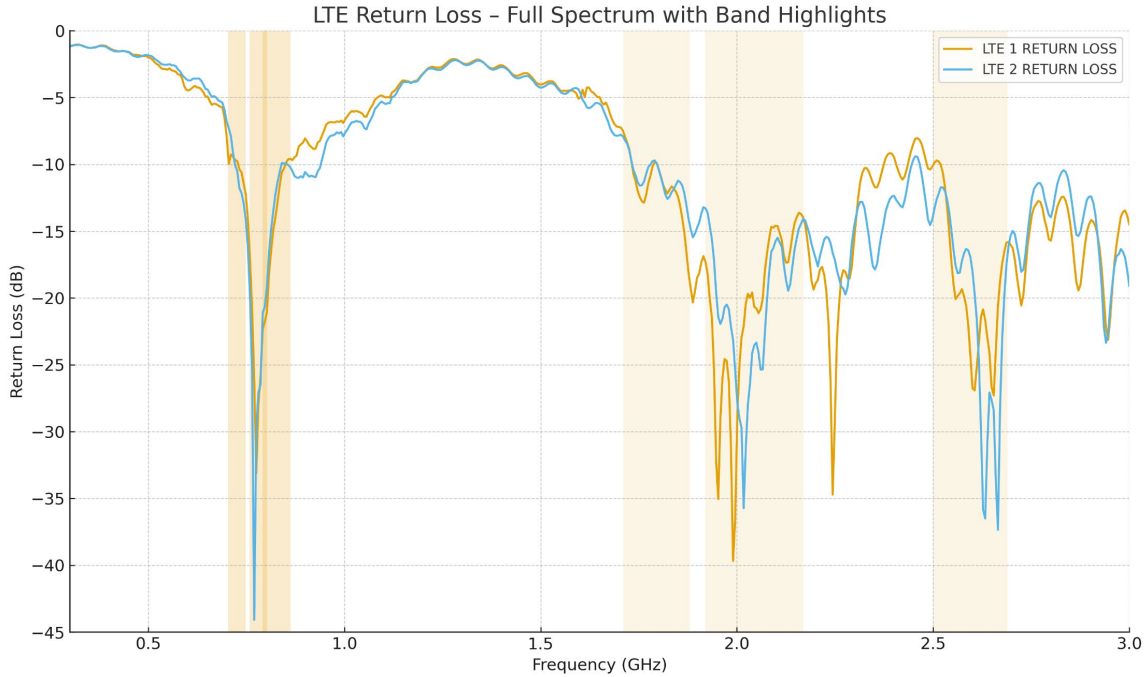
LTE Isolation



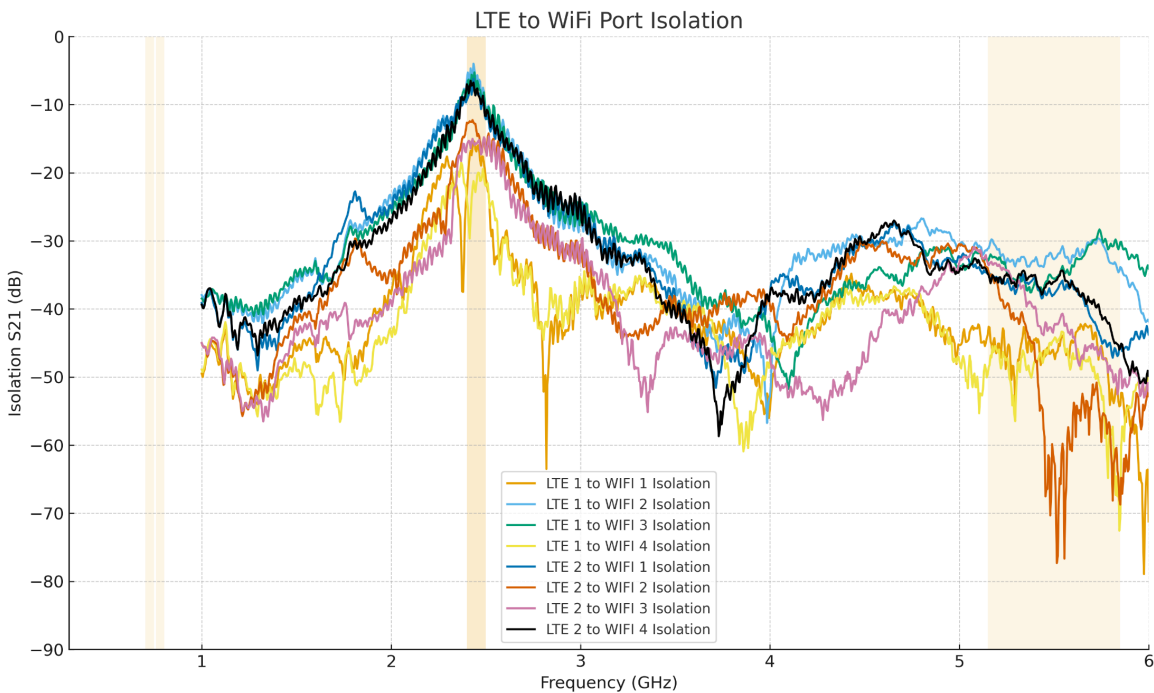
LTE Port Mismatch Efficiency



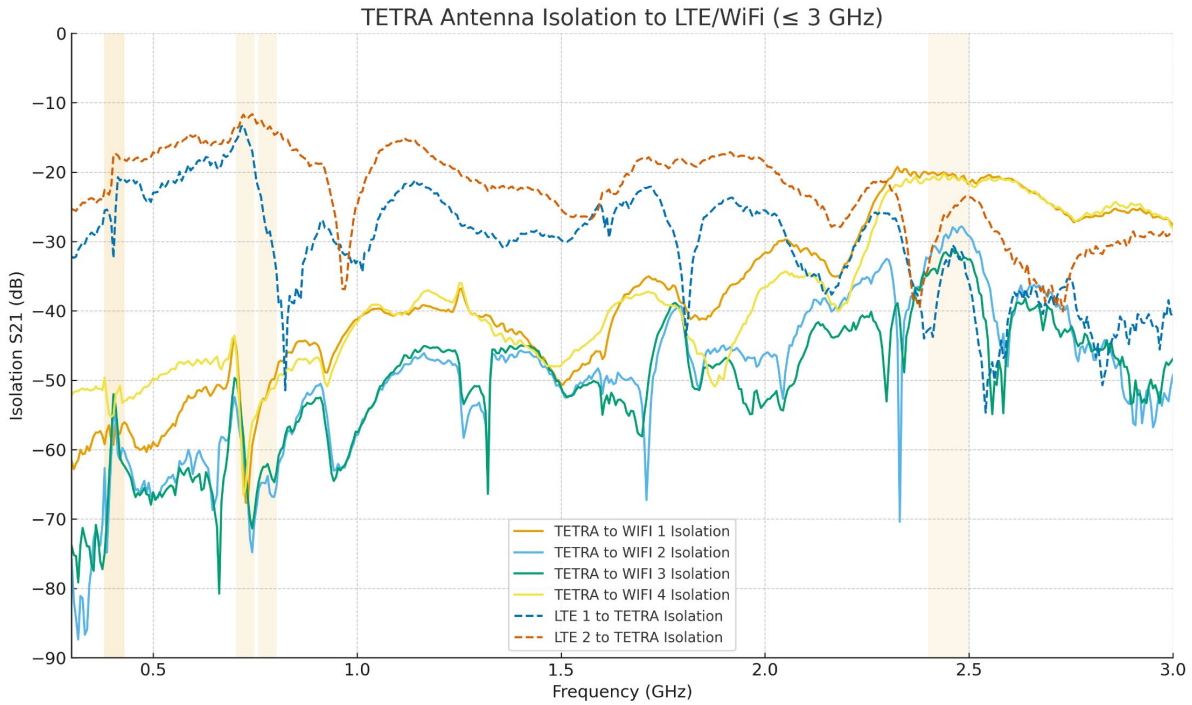
LTE Return Loss



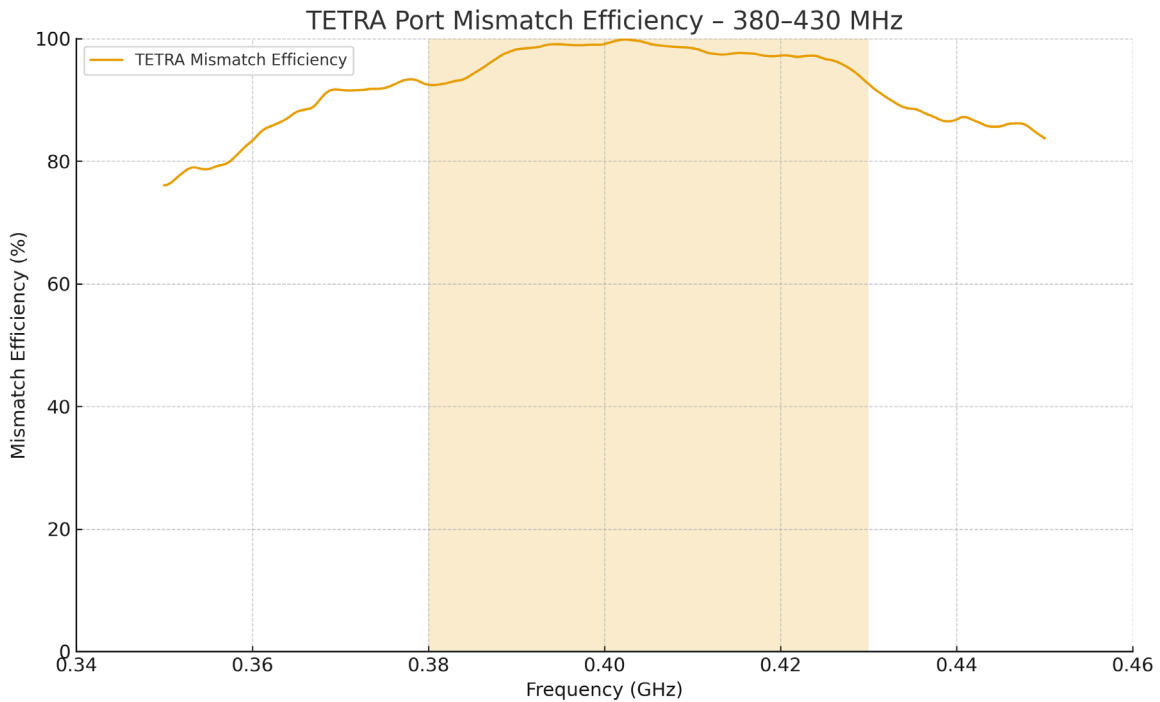
LTE to Wi-Fi Port Isolation



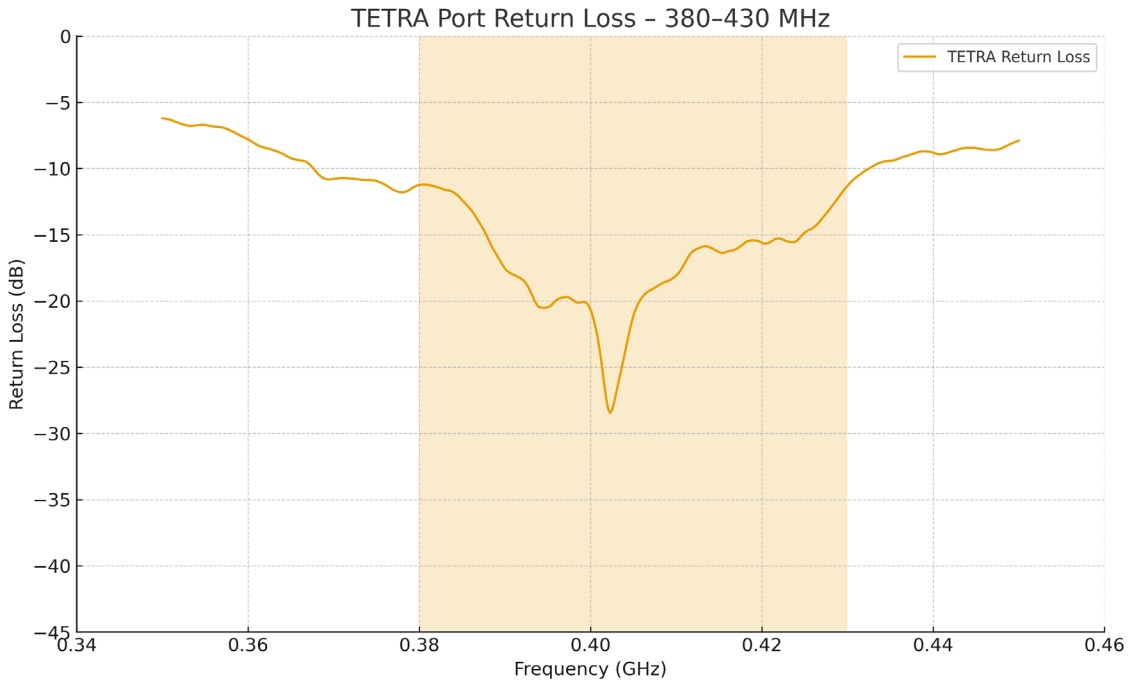
TETRA to LTE/Wi-Fi Isolation



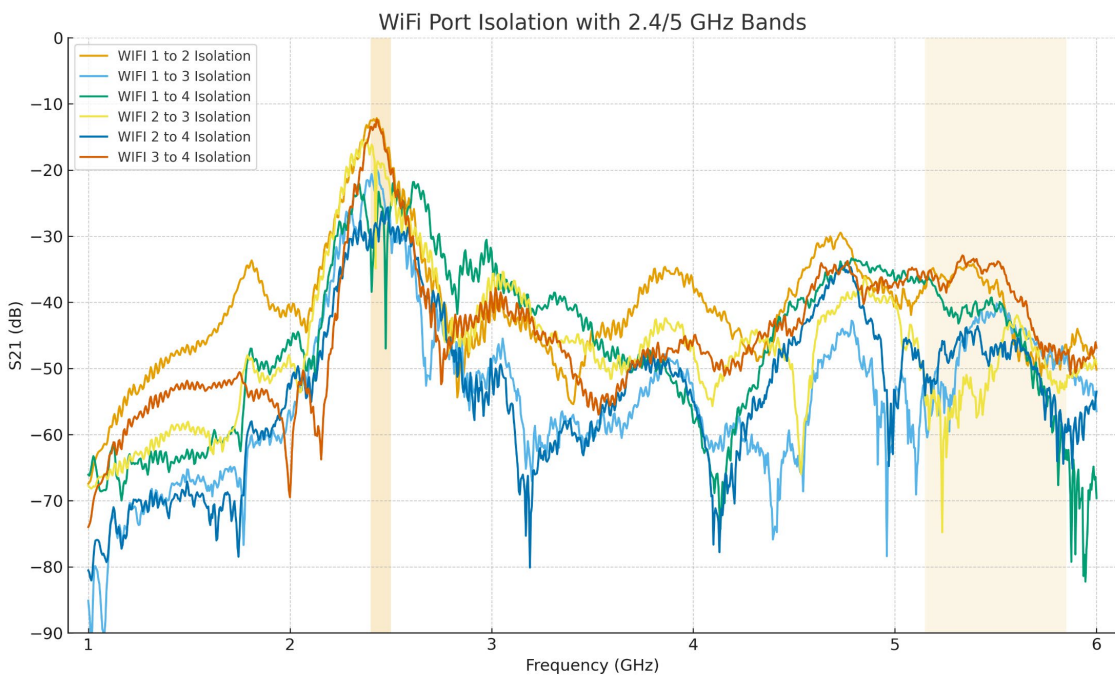
TETRA Port Mismatch Efficiency



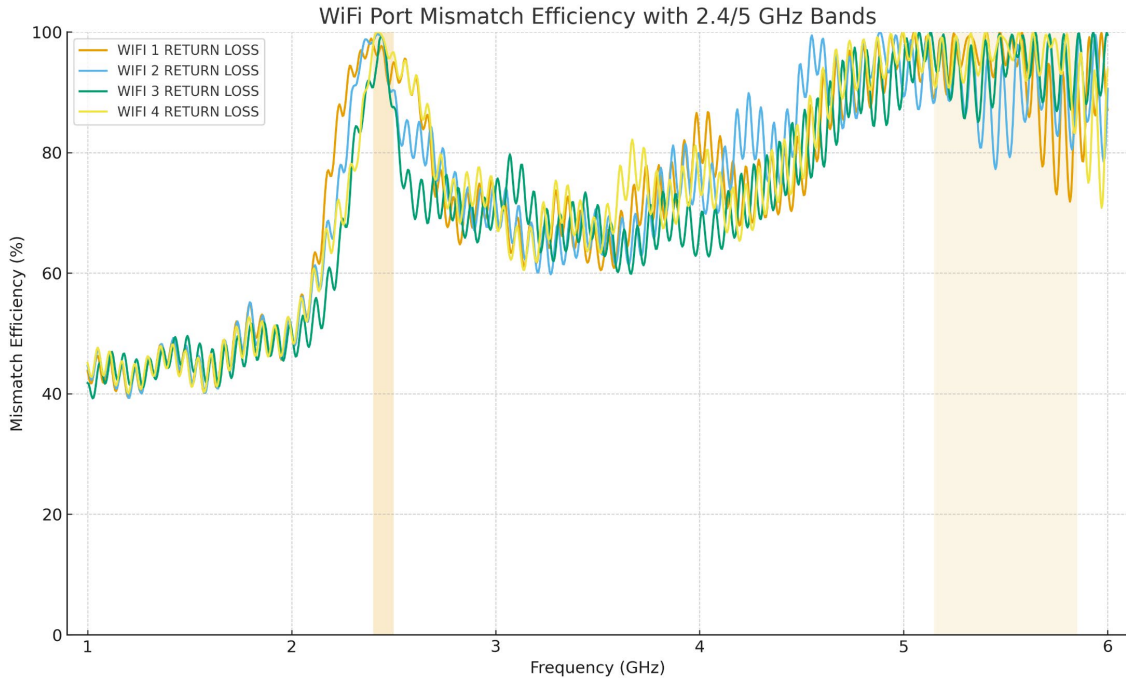
TETRA Port Return Loss



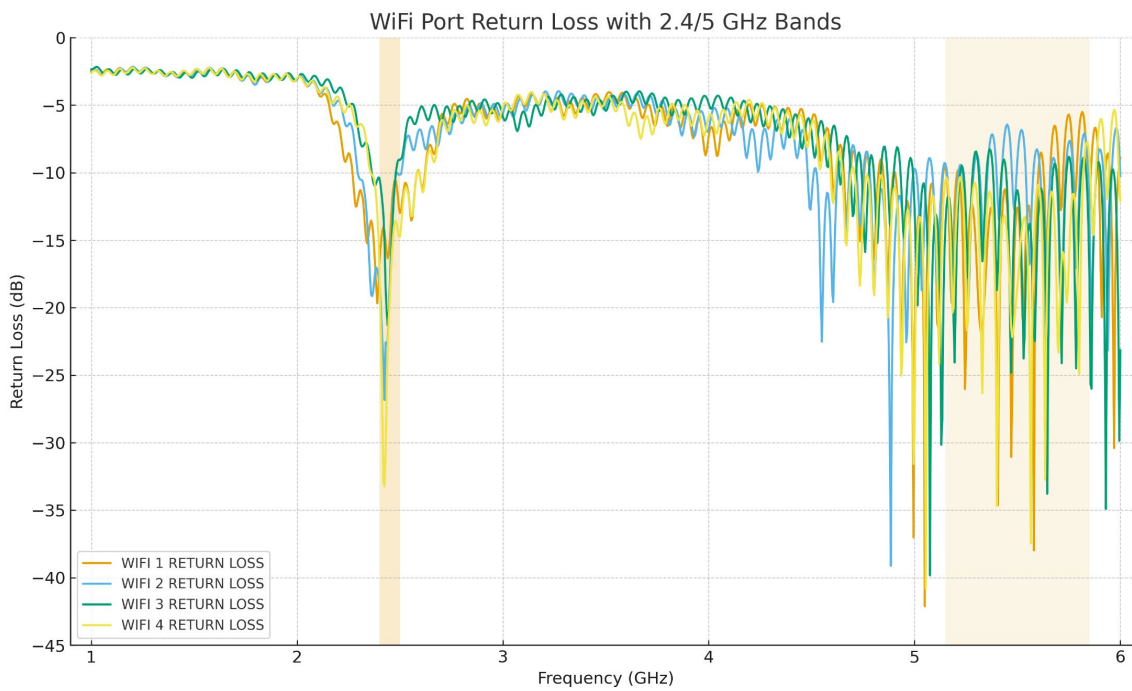
Wi-Fi Port Isolation



Wi-Fi Port Mismatch Efficiency

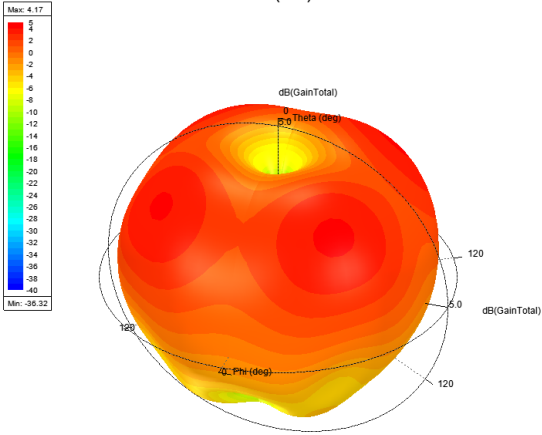


Wi-Fi Port Return Loss

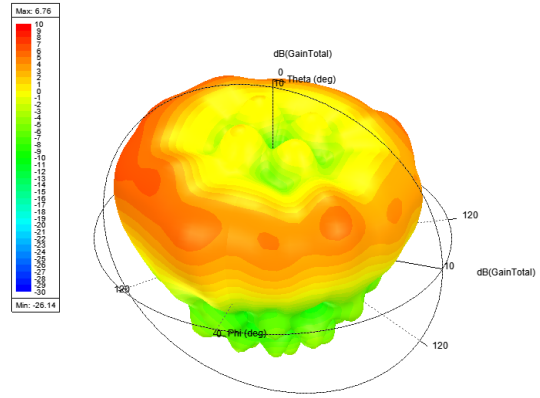


Antenna 3D Gain Plots

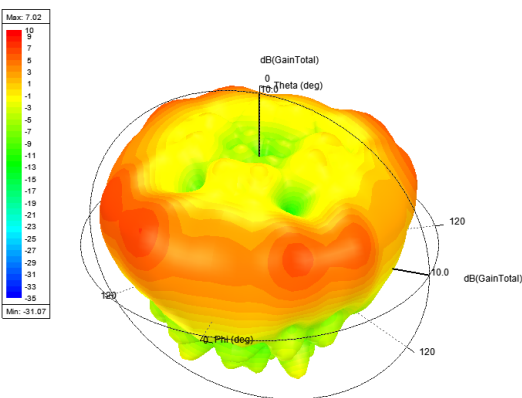
820MHz



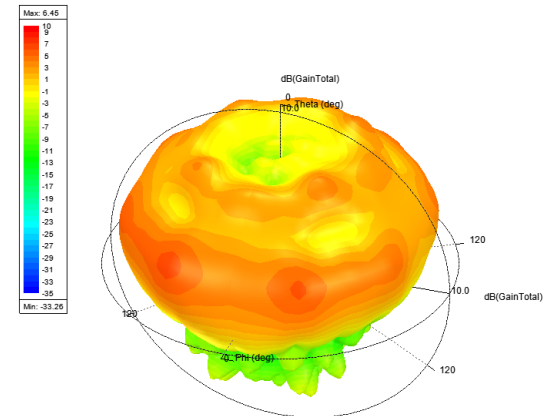
1820MHz



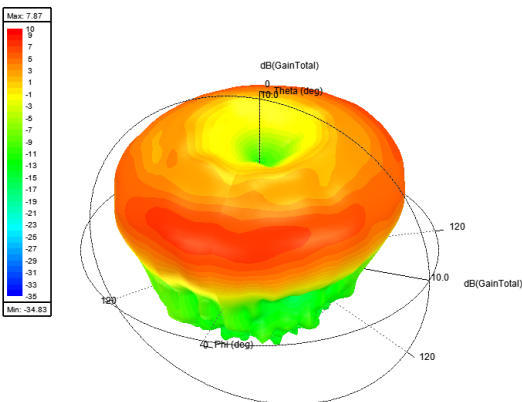
2140MHz



2600MHz



3600MHz



All graphs & diagrams subject to change without prior notice.

Sure Antennas. 6 Woodway Court, Thursby Rd, Bromborough, Merseyside CH62 3PR, United Kingdom
Schiphol Airport Tetra, Transpolis Park, Siriusdreef 17-27, 2132 WT Hoofddorp, Netherlands

T. +44 (0)151 3363 7377 | E. sales@sure-antennas.com

www.sure-antennas.com

